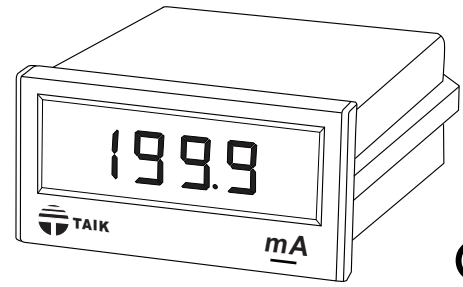




FEATURES

- 3 1/2 display: 1999
- Accuracy: ±0.1% to ±0.25%
- Easy-to-wire. screw-type terminals
- Outside dimension is DIN standard (96x48mm)
- Low unit cost



SPECIFICATION

• Direct Input

Variable to be Measured	Measuring Range	Input Impedance	Resolution
DC	199.9μA	1KΩ	0.1μA
	1.999mA	100Ω	0.001mA
	19.99mA	10Ω	0.01mA
	199.9mA	1Ω	0.1mA
	1.999A	0.1Ω	0.001A
AC	15.00A	0.1Ω	0.01A
	199.9mV	≥ 5MΩ	0.1mV
TRMS	1.999V	≥ 1MΩ	0.001V
	19.99V	≥ 1MΩ	0.01V
	199.9V	≥ 1MΩ	0.1V
	750V	≥ 3MΩ	1V

• Ratio Input (Secondary of CT, PT)

Variable to be Measured	Input Range	Input Impedance	Display Range
AC	0~1A	0.1Ω	appointed as primary value of CT, PT
	0~5A	0.1Ω	
TRMS	0~110V	≥ 1MΩ	
	0~220V	≥ 1MΩ	

• Receiving Meter

Variable to be Measured	Input Range	Input Impedance	Display Range
DC	0~50mV	≥ 5MΩ	appointed
	0~60mV	≥ 5MΩ	
AC	0~5V	≥ 1MΩ	
	1~5V	≥ 1MΩ	
	0~10V	≥ 1MΩ	
TRMS	0~1mA	100Ω	
	4~20mA	10Ω	

- Display 14.2mm (0.56") H, red LED
- Max. input over capability Amp. 3 x rated continuous
10 x rated 30 seconds
50 x rated 1 second
Volt. 750V continuous
- Accuracy DC range ± 0.1% F.S. ± 1 digit
AC range ± 0.25% F.S. ± 1 digit
(Option: Depending on actual measuring)
- Measuring mode Dual Slope
- Sampling time Abt. 0.8 sec. typically
- Frequency range 45~400Hz for AC range
- Over input indication "1"
- Polarity Only "-" display
- Aux. power source AC 110V/220V ±15%, 50/60Hz
DC 24V, 48V, 110V ±10%
- Power consumption ≤ AC 3VA, ≤ DC 3W
- Operating temperature range 0 ~ 60°C
- Sensor power supply DC 12V or 24V, 30mA
(Option function)
- Storage temperature range -10 ~ 70°C
- Temperature coefficient ≤ 100PPM/°C
≤ 60PPM/°C, 25°C+10°C
- Max. relative humidity 95%
- Dielectric strength (IEC 60688) AC 2KV/1 minute
Input to power terminals
AC 3KV/1 minute
All terminals to case
- Connection diagram See page 23, figure A.
- Dimensions See page 23, figure 01.
- Electromagnetic compatibility
Withstanding impulse voltage IEC 61000-4-5

ORDERING INFORMATION

S2-312- [] [] []

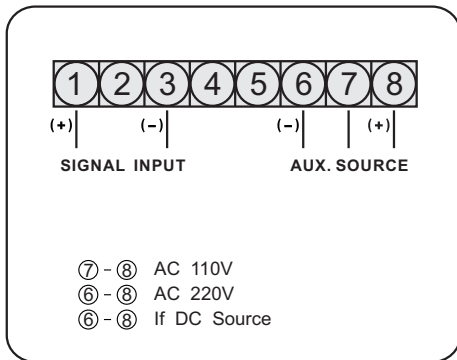
Input Signal	Measuring Range	Aux. Power Source
D: DC	A1: 199.9μA	1: AC 110V/220V
A: AC	A2: 1.999mA	2: DC 110V
T: TRMS	A3: 19.99mA	3: DC 48V
0: Option	A4: 199.9mA	4: DC 24V
	A5: 1.999A	0: Option
	A6: 15.00A	
	V1: 199.9mV	
	V2: 1.999V	
	V3: 19.99V	
	V4: 199.9V	
	V5: 750V	
	00: Option	
	A7: 0~1A	
	A8: 0~5A	
	V6: 0~110V	
	V7: 0~220V	
	P1: 0~50mV	
	P2: 0~60mV	
	P3: 0~5V	
	P4: 1~5V	
	P5: 0~10V	
	P6: 0~1mA	
	P7: 4~20mA	

• EXAMPLE

- Measured range : AC 750V
- Aux. power source : AC 110V/220V
- Ordering model : S2-312-AV51
- Measured range : DC 4~20mA
- Display : 0 ~ 100.0%
- Aux. power source : AC 110V/220V
- Ordering model : S2-312-DP71
(appointed display range : 0 ~ 100.0%)

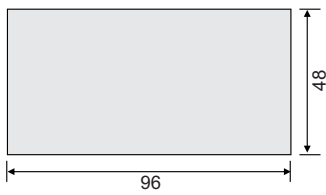
CONNECTION DIAGRAMS

Figure A.



OUTSIDE DIMENSION (UNIT:mm)

Figure 01.



• PANEL CUT-OUT

