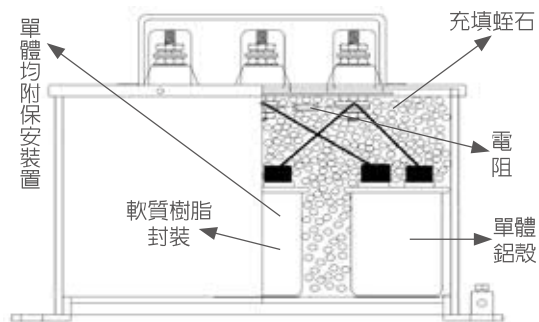
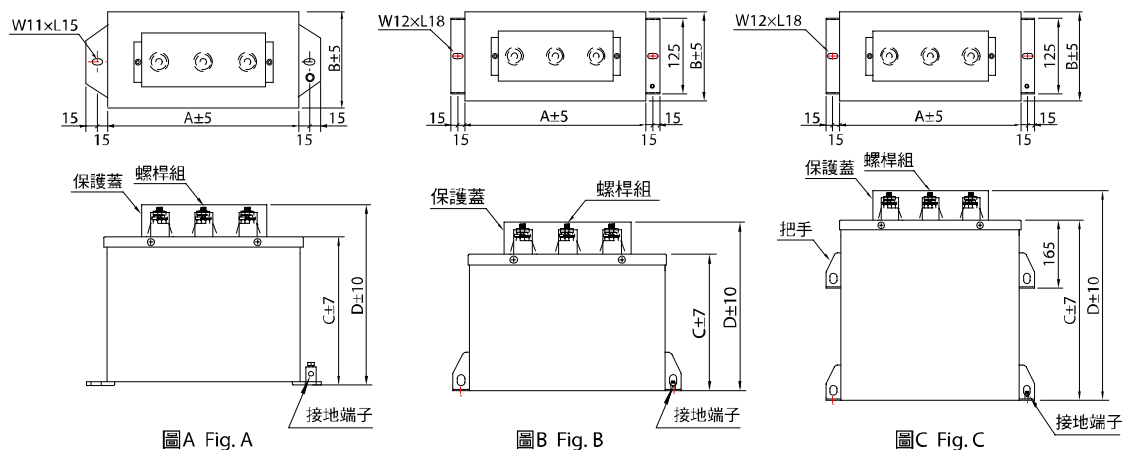


(1) 乾式KS防爆型 Dry explosion-proof KS type



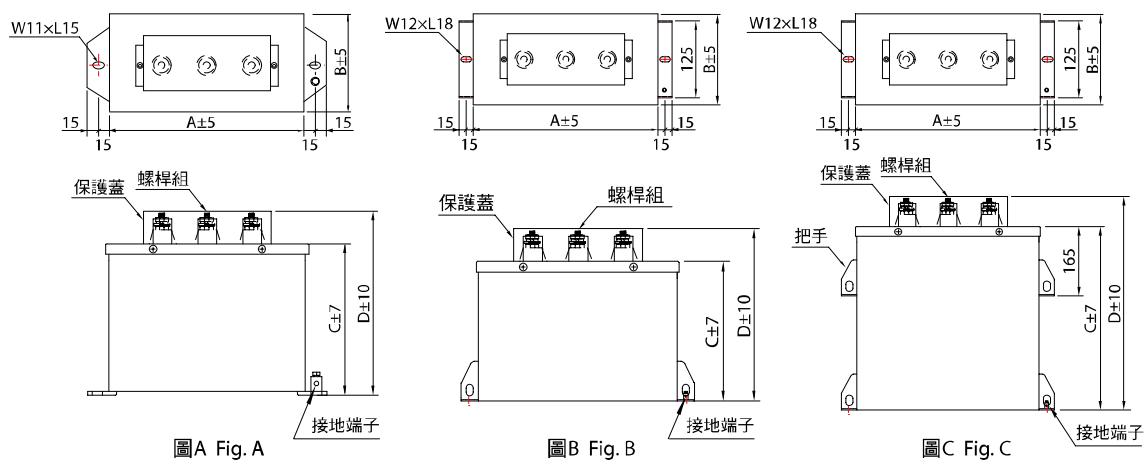
外形尺寸 Outline dimensions



3Ø, 60Hz, 260V, 280V KS防爆型 (適用於系統電壓220V)
 3Ø, 60Hz, 260V, 280V KS type (For 220V system voltage)

型號 Type	容量 Capacity (kVar)	額定電壓 Rated Voltage 260 (VAC)		額定電壓 Rated Voltage 280 (VAC)		尺寸 Dimensions (mm)				圖別 Fig	概重 Weight (kg)
		μF	電流 Current (A)	μF	電流 Current (A)	A	B	C	D		
SH-S***605T	5	196	11.1	169	10.3	220	75	250	324	A	4
SH-S***610T	10	392	22.2	338	20.6	220	75	250	324	A	4
SH-S***615T	15	589	33.3	508	30.9	220	140	250	324	B	6
SH-S***620T	20	785	44.4	677	41.2	220	140	250	324	B	6
SH-S***625T	25	981	55.5	846	51.5	230	205	250	324	B	9
SH-S***630T	30	1177	66.6	1015	61.9	230	205	250	324	B	9
SH-S***635T	35	1373	77.7	1184	72.2	300	205	250	324	B	11.5
SH-S***640T	40	1570	88.8	1353	82.5	300	205	250	324	B	11.5
SH-L***645T	45	1766	99.9	1523	92.8	350	140	470	544	C	14.5
SH-L***650T	50	1962	111.0	1692	103.1	350	140	470	544	C	14.5
SH-L***655T	55	2158	122.1	1861	113.4	350	140	470	544	C	14.5
SH-L***660T	60	2354	133.2	2030	123.7	350	140	470	544	C	14.5
SH-L***665T	65	2551	144.3	2199	134.0	420	140	470	544	C	18
SH-L***670T	70			2368	144.3	420	140	470	544	C	18

外形尺寸 Outline dimensions



3Ø, 60Hz, 440V, 480V KS 防爆型 (適用於系統電壓380V)
 3Ø, 60Hz, 440V, 480V KS type (For 380V system voltage)

型號 Type	容量 Capacity (kVA)	額定電壓 Rated Voltage 440 (VAC)		額定電壓 Rated Voltage 480 (VAC)		尺寸 Dimensions (mm)				圖別 Fig	概重 Weight (kg)
		μF	電流 Current (A)	μF	電流 Current (A)	A	B	C	D		
SH-S***605T	5	69	6.6	58	6.0	220	75	250	324	A	4
SH-S***610T	10	137	13.1	115	12.0	220	75	250	324	A	4
SH-S***615T	15	206	19.7	173	18.0	220	75	250	324	A	4
SH-S***620T	20	274	26.2	230	24.1	220	140	250	324	B	6
SH-S***625T	25	343	32.8	288	30.1	220	140	250	324	B	6
SH-S***630T	30	411	39.4	345	36.1	220	140	250	324	B	6
SH-S***635T	35	480	45.9	403	42.1	230	205	250	324	B	9
SH-S***640T	40	548	52.5	461	48.1	230	205	250	324	B	9
SH-S***645T	45	617	59.0	518	54.1	230	205	250	324	B	9
SH-S***650T	50	685	65.6	576	60.1	300	205	250	324	B	11.5
SH-S***655T	55	754	72.2	633	66.2	300	205	250	324	B	11.5
SH-S***660T	60	822	78.7	691	72.2	300	205	250	324	B	11.5
SH-L***665T	65	891	85.3	748	78.2	350	140	470	544	C	13
SH-L***670T	70	959	91.9	806	84.2	350	140	470	544	C	13
SH-L***675T	75	1028	98.4	863	90.2	350	140	470	544	C	13
SH-L***680T	80	1096	105.0	921	96.2	350	140	470	544	C	14
SH-L***685T	85	1165	111.5	979	102.2	350	140	470	544	C	14
SH-L***690T	90	1233	118.1	1036	108.3	350	140	470	544	C	14
SH-L***6100T	100	1370	131.2	1151	120.3	420	140	470	544	C	14
SH-L***6110T	110	1507	144.3	1266	132.3	420	140	470	544	C	19
SH-L***6120T	120	1644	157.5	1382	144.3	420	140	470	544	C	19

#1. 使用自動功率調整器APFR控制及系統電流諧波含量高時請務必串聯電抗器來使用，電容器額定電壓建議選用系統電壓之1.25倍以上。
 #2. 其他特殊電壓、容量之規格，歡迎訂購。

#1. Series reactors must be used with APFR control and high harmonic current, Suggested capacitor rated voltage would be 1.25 times above system voltage,

#2. Please contact Shihin Electric for special specifications.